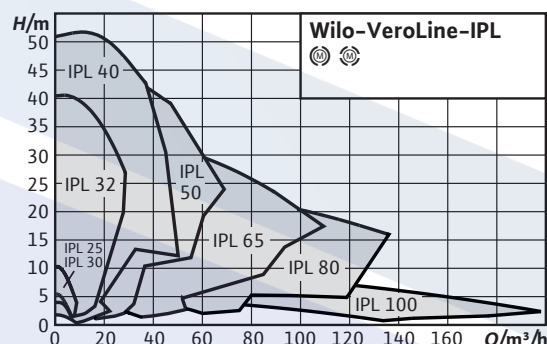


Series description: Wilo-VeroLine-IPL



Design

Glanded pump in in-line design with threaded connection or flange connection

Application

For pumping heating water (in accordance with VDI 2035), water-glycol mixtures and cooling and cold water without abrasive substances in heating, cold water and cooling water systems

Type key

Example	IPL 40/1604/2
IPL	In-line pump
40	Nominal diameter DN of the pipe connection
160	Nominal impeller diameter
4	Nominal motor power P_2 in kW
2	Number of poles

Special features/product advantages

- High-efficiency motors as standard; from 0.75 kW nominal motor power: motors with IE2 technology
- High corrosion protection thanks to cathaphoretic coating
- Standard condensate drainage holes in the motor housings and lanterns
- Series version: Motor with one-piece shaft
- Version N: Standard motor B5 or V1 with stainless steel plug shaft
- Bidirectional mechanical seal with forced flushing
- Easy to install due to feet with threaded holes on pump housing

Technical data

- Permissible temperature range -20°C to $+120^{\circ}\text{C}$
- Mains connection 3~400 V, 50 Hz (others on request)
- Protection class IP 55
- Nominal diameter Rp 1 to DN 100
- Max. operating pressure 10 bar (special version: 16 bar)

Description/design

Single-stage, low-pressure centrifugal pump in in-line design with

- Mechanical seal
- Flange connection with pressure measuring connection $R\frac{1}{8}$
- Motor with one-piece shaft

Materials

- Pump housing and lantern: EN-GJL-250
- Impeller: PPO fibreglass-reinforced ENGJL200 (depending on pump type)
- Shaft: 1.4021
- Mechanical seal: AQEGG; other mechanical seals on request

Scope of delivery

- Pump
- Installation and operating instructions

Options

- Available in following designs as standard
- with 2-pole motors 3~400 V ($n = 2900$ rpm)
 - with 4-pole motors 3~400 V ($n = 1450$ rpm)

Accessories

- Brackets for installation on a base
- PTC thermistor sensors, PTC resistor tripping relays, special motors
- Special mechanical seals
- Control systems CR, CRn, CC-HVAC, VR-HVAC and switchgears

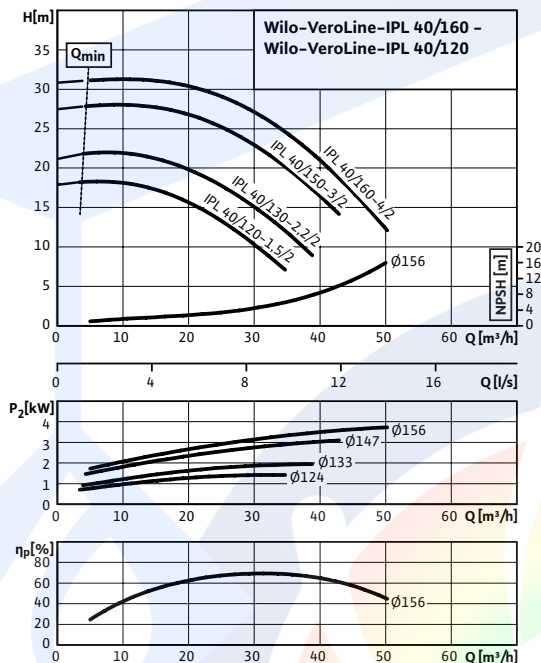
General notes – ErP (ecological design-) directive

- The benchmark for most efficient water pumps is $MEI \geq 0.70$
- The efficiency of a pump with a trimmed impeller is usually lower than that of a pump with the full impeller diameter. The trimming of the impeller will adapt the pump to a fixed duty point, leading to reduced energy consumption. The minimum efficiency index (MEI) is based on the full impeller diameter.
- The operation of this water pump with variable duty points may be more efficient and economic when controlled, for example, by the use of a variable speed drive that matches the pump duty to the system.
- Information on benchmark efficiency is available at www.europump.org/efficiencycharts

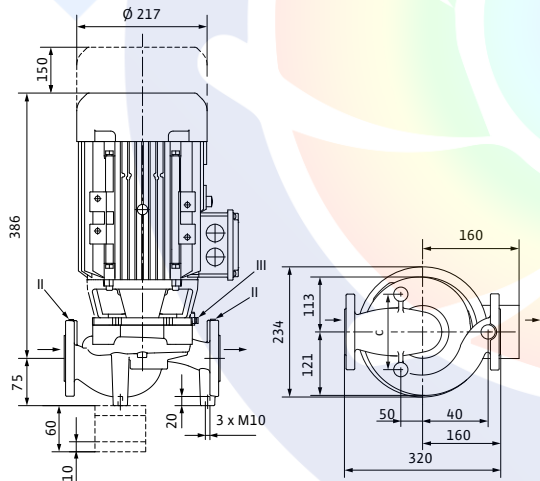
Data sheet: Wilo-VeroLine-IPL 40/150-3/2

Pump curves

2-pole, 50 Hz



Dimension drawing



Approved fluids (other fluids on request)

Heating water (in accordance with VDI 2035)	•
Water-glycol mixtures (for 20–40 vol.% glycol and fluid temperature ≤ 40 °C)	•
Cooling and cold water	•
Heat transfer oil	Special version at additional charge

Permitted field of application

Standard version for operating pressure	p_{max}	10 bar
Temperature range at max. ambient temperature +40 °C		–20...+120 °C
Max. ambient temperature		40 °C
Installation in closed buildings		•

Pipe connections

Nominal flange diameter	DN 40
Flanges (according to EN 1092-2)	PN 10 (PN 16 on request)
Flange with pressure-measurement connections	R 1/8

Materials

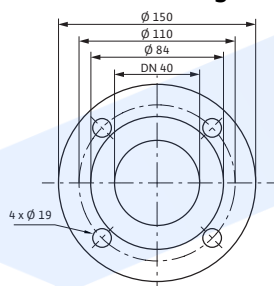
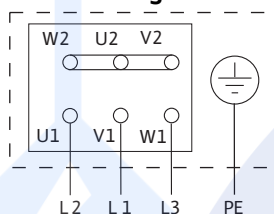
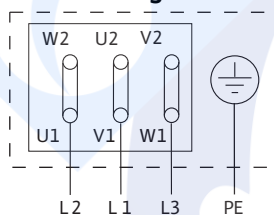
Pump housing	EN-GJL-250
Lantern	EN-GJL-250
Impeller	PPO-GF30
Pump shaft	1.4021
Mechanical seal	AQEGG

Electrical connection

Mains connection		3~400 V, 50 Hz
Nominal speed	n	2900 rpm

Motor/electronics

Minimum Efficiency Index (MEI)		≥ 0.1
Integrated full motor protection		Special version with PTC thermistor sensor (KLF) at additional charge
Protection class		IP 55
Insulation class		F
Nominal current (approx.)	I_N 3~40 0 V	6.050 A
Efficiency	η_M	0.846

Data sheet: Wilo-VeroLine-IPL 40/150-3/2
Dimension drawing, flange

Terminal diagram Star switching Y

Terminal diagram Delta switching Δ


Motor protection switch required onsite. Check the direction of rotation! To change the direction of rotation, swap any two phases.

$P_2 \leq 3 \text{ kW}$ 3~400 V Y

3~230 V Δ

$P_2 \geq 4 \text{ kW}$ 3~690 V Y

3~400 V Δ

After removing the bridges, a Y-Δ start is possible.

Power factor	$\cos \varphi$	0.84
Motor efficiency	η_m $50\% / \eta_m$ $75\% / \eta_m$ 100%	82.5/84.9/84.6 %
Nominal motor power	P_2	3 kW

Installation options

Pipe installation ($\leq 15 \text{ kW}$ motor power)

.

Information for order placements

Weight approx.	m	37.60 kg
Make	Wilo	
Type	VeroLine-IPL 40/150-3/2	
Art no.	2089588	

Observe motor name plate data

EDUPUMP.IR



اولین و بزرگترین

سایت تخصصی سیستم‌های پمپاژ
با امکان محاسبه آنلاین و انتخاب پمپ

تولید بوستر پمپ آتش نشانی

در کلاس‌های S3 - S2 - S1
مورد تایید سازمان آتش نشانی تهران



اولین و بزرگترین مرجع انتخاب آنلاین سیستم‌های پمپاژ

انتخاب آنلاین انواع بوستر پمپ

انتخاب آنلاین انواع پمپ

ارائه مطالب تخصصی

اولین سایت مرجع انتخاب آنلاین پمپ

در حوزه‌های:

ایمنی و آتش نشانی
آب و فاضلاب
صنایع غذایی
استخر
صنعت
معدن



تولید بوستر پمپ آبرسانی دور متغیر

بدون محدودیت برند



آموزش

تهویه و تخلیه دود
سیستم‌های پمپاژ
ایمنی معماری
اطفاء حریق
اعلام حریق

مشاوره - طراحی - اجراء

تاسیسات مکانیکی (موتورخانه - استخر)
تهویه و تخلیه دود
سیستم‌های پمپاژ
ایمنی معماری
اعلام حریق
اطفاء حریق

سرمایش و گرمایش موتورخانه
نرم افزار فنی و مهندسی
استخر، سونا و جکوزی
سیستم‌های پمپاژ

تهران، سعدی شمالی، خیابان مرادی نور، پلاک ۳۱

تلفن: ۰۲۱-۷۷۶۸۶۹۶۶ فکس: ۰۲۱-۷۷۶۷۸۶۵۹

EDUPUMP.IR

WWW.EDUPUMP.IR