


Heating, air-conditioning, cooling

Glanded monobloc pumps (single pumps)

WILO

Series description Wilo-CronoBloc-BL



Materials

- Pump housing and lantern: Standard: EN-GJL-250; optional: Spheroidal cast iron EN-GJS-400-18-LT
- Impeller: Standard: EN-GJL-200; Special version: Red brass G-CuSn10
- Shaft: 1.4122
- Mechanical seal: AQEGG; other mechanical seals on request

Description/design

- Single-stage low-pressure centrifugal pump in block design, with axial suction port and radially arranged pressure port with
- Mechanical seal
 - Flange connection with pressure measuring connection R $\frac{1}{8}$
 - Lantern
 - Coupling
 - IEC standard motor

Design

Glanded pump in block design with flange connection

Application

For pumping cold and hot water (in accordance with VDI 2035) without abrasive substances in heating, cold water and cooling water systems

Scope of delivery

- Pump
- Installation and operating instructions

Type key

Example	BL 40/160-4/2
BL	Monobloc pump
40	Nominal diameter DN of the pipe connection (pressure port)
160	Nominal impeller diameter
4	Nominal motor power P_2 in kW
2	Pole pair number

Technical data

- Permissible temperature range -20°C to $+140^{\circ}\text{C}$
- Mains connection 3~400 V, 50 Hz
- Protection class IP 55
- Nominal diameter DN 32 to DN 125
- Max. operating pressure 16 bar (optionally 25 bar on request)

Special features/product benefits

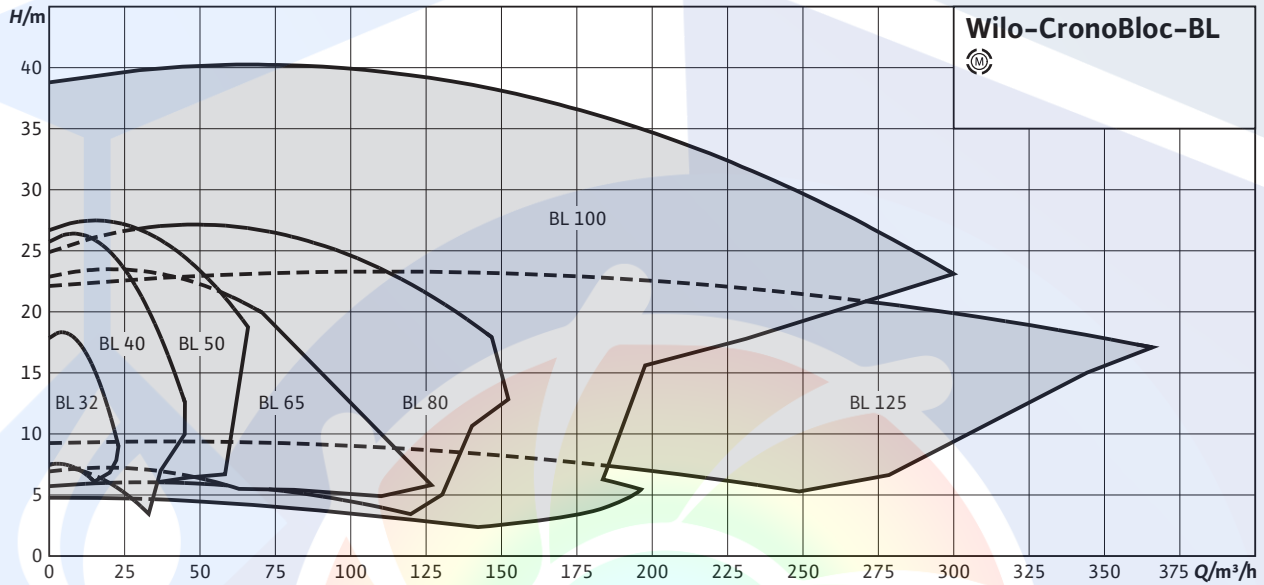
- High-efficiency motors as standard; from 0.75 kW nominal motor power: motors with IE2 technology
- Reduced life cycle costs due to optimised efficiency
- High corrosion protection due to cathoretic coating of the cast iron components
- Standard condensate drainage holes in the motor housings
- Application benefits in air-conditioning and cooling systems due to direct condensate drainage by means of optimised lantern design
- Bidirectional mechanical seal with forced flushing
- High worldwide obtainability of standard motors (according to Wilo specifications) and mechanical seals
- Meets user requirements due to performance and main dimensions in accordance with EN 733 (DIN for norm pumps)

Heating, air-conditioning, cooling

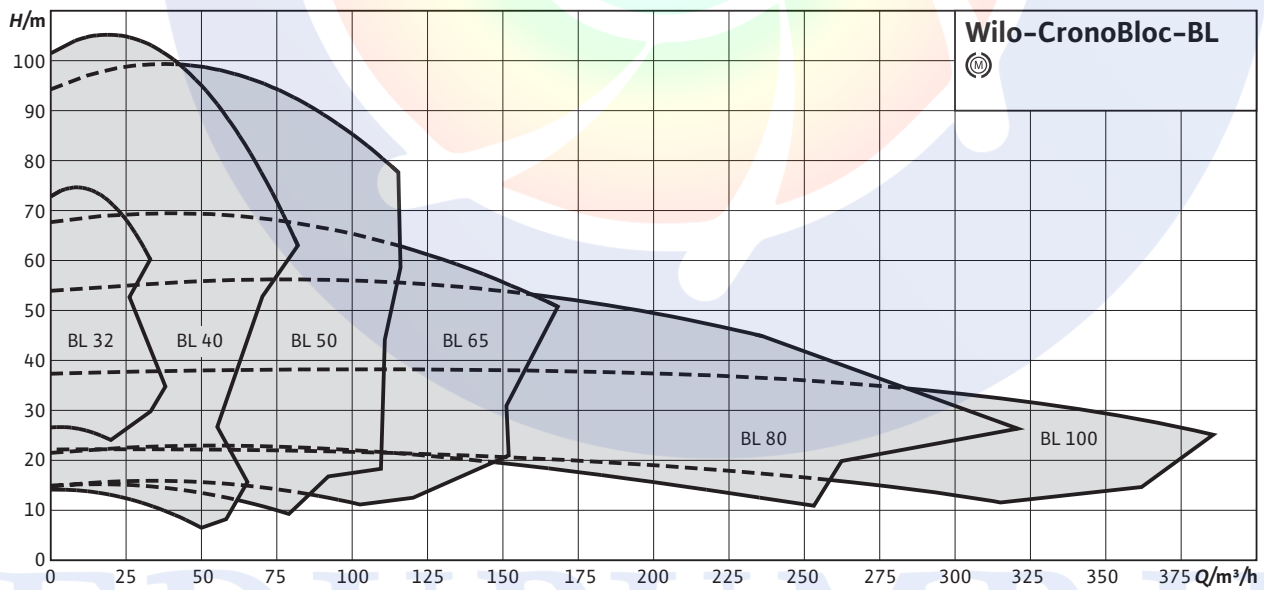
Glanded monobloc pumps (single pumps)

Series description Wilo-CronoBloc-BL

Wilo-CronoBloc (4-pole)



Wilo-CronoBloc (2-pole)



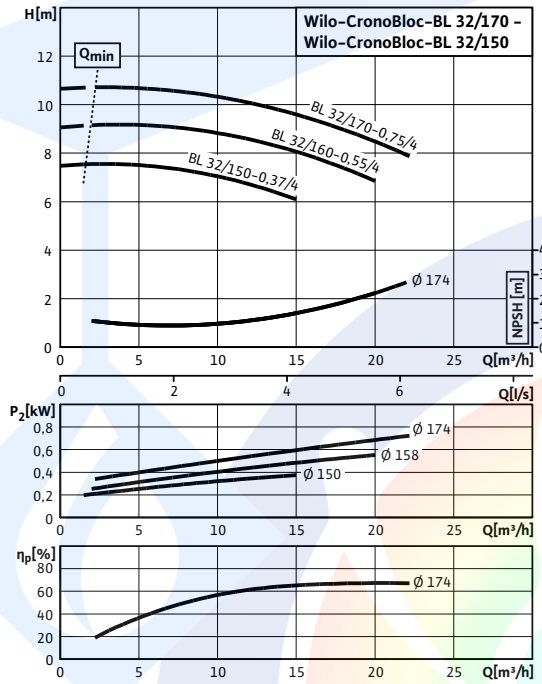
Heating, air-conditioning, cooling

Glanded monobloc pumps (single pumps)

Pump curves Wilo-CronoBloc-BL

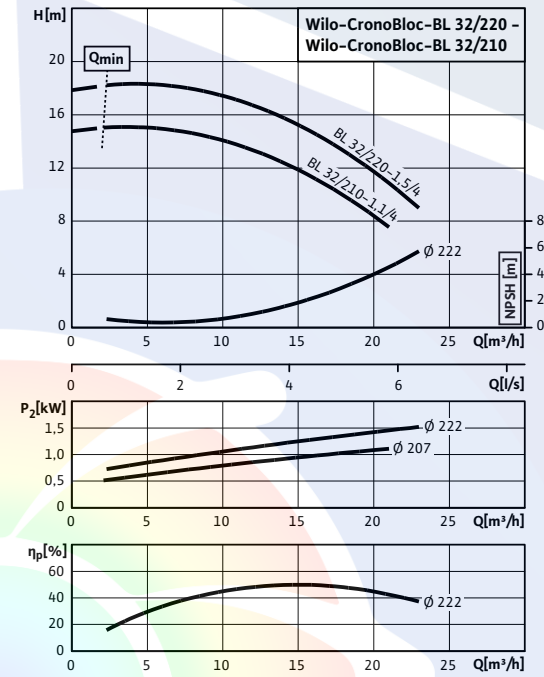
Wilo-CronoBloc-BL 32/150-0,37/4 - 32/170-0,75/4

4-pole, 50 Hz



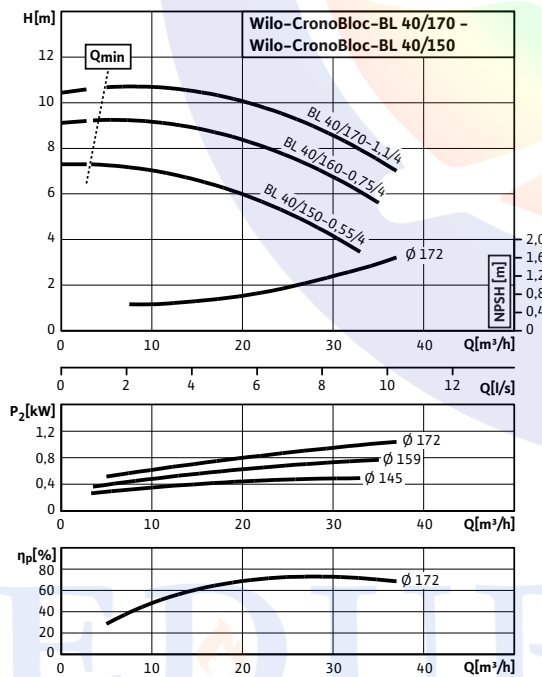
Wilo-CronoBloc-BL 32/210-1,1/4 - 32/220-1,5/4

4-pole, 50 Hz



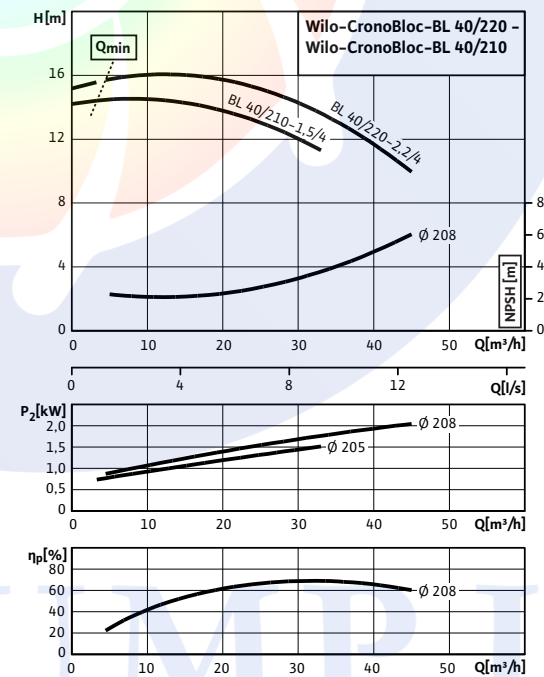
Wilo-CronoBloc-BL 40/150-0,55/4 - 40/170-1,1/4

4-pole, 50 Hz



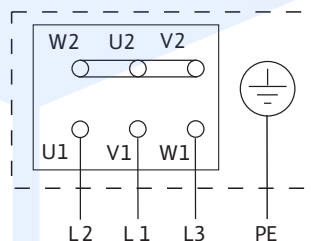
Wilo-CronoBloc-BL 40/210-1,5/4 - 40/220-2,2/4

4-pole, 50 Hz

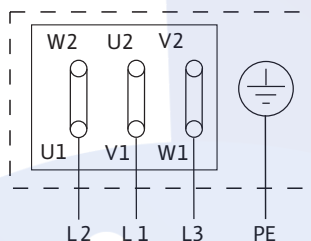


Terminal diagram, motor data Wilo-CronoBloc-BL

Terminal diagram Star switching



Terminal diagram Delta switching



Motor protection switch required onsite. Check the direction of rotation! To change the direction of rotation, swap any two phases.

k

$P_2 \leq 3 \text{ kW}$	3~400 V Y
	3~230 V Δ
$P_2 \geq 4 \text{ kW}$	3~690 V Y
	3~400 V Δ

After removing the bridges, a Y- Δ start is possible.

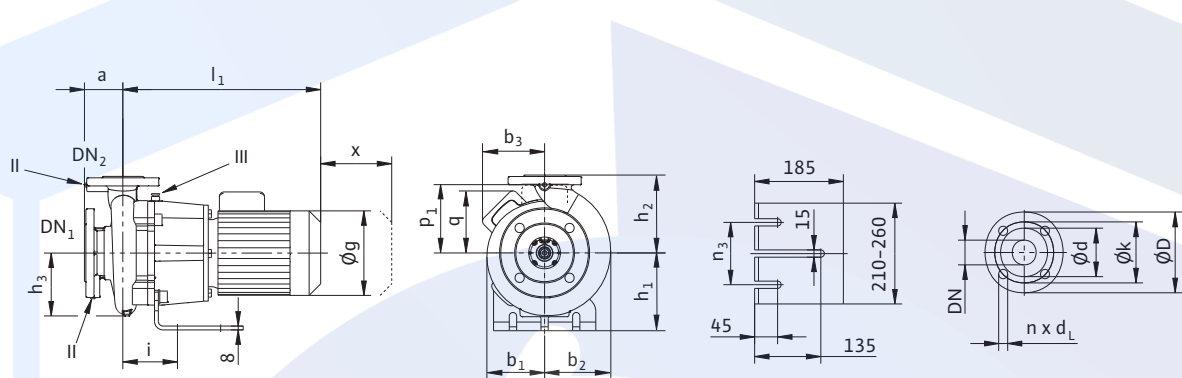
Motor data (4-pole)

Wilo-CronoBloc-BL...	Nominal current (approx.)	Power factor	Efficiency
	I_N 3~400 V A	$\cos \varphi$	η_M
0.37 kW	0.96	0.73	0.76
0.55 kW	1.25	0.78	0.78
0.75 kW	1.90	0.72	0.80
1.1 kW	2.60	0.77	0.81
1.5 kW	3.40	0.75	0.83
2.2 kW	5.00	0.73	0.84
3 kW	6.50	0.75	0.85
4 kW	8.50	0.77	0.87
5.5 kW	11.00	0.78	0.88
7.5 kW	15.00	0.81	0.89
11 kW	22.20	0.80	0.90
15 kW	28.80	0.83	0.91
18.5 kW	35.00	0.84	0.91
22 kW	41.50	0.84	0.92
30 kW	55.70	0.85	0.92

Observe motor name plate data

Dimensions, weights Wilo-CronoBloc-BL

Dimension drawing Wilo CronoBloc-BL with motor design V1 up to 4.0 kW



II Pressure measuring connection R¹/₈; III Ventilation R¹/₈

Dimensions, weights (4-pole)

Wilo-CronoBloc-BL...	Nominal diameter		Dimensions														Weight approx.
	DN ₁	DN ₂	a	b ₁	b ₂	b ₃	øg	h ₁	h ₂	h ₃	l	l ₁	n ₃	P ₁	q	x	m
-		mm															kg
32/150-0.37/4	50	32	80	113	129	110	164	160	160	122	110	388	130	-	110	95	37
32/160-0.55/4	50	32	80	113	129	123	185	160	160	122	110	423	130	-	123	95	42
32/170-0.75/4	50	32	80	113	129	123	185	160	160	122	110	437	130	-	123	95	45
32/210-1.1/4	50	32	80	145	149	-	193	180	180	145	117	446	180	151	-	100	56
32/220-1.5/4	50	32	80	145	149	-	193	180	180	145	117	473	180	151	-	100	57
40/150-0.55/4	65	40	80	120	135	123	185	160	160	132	114	423	130	-	123	100	44
40/160-0.75/4	65	40	80	120	135	123	185	160	160	132	114	437	130	-	123	100	48
40/170-1.1/4	65	40	80	120	135	144	193	160	160	132	114	449	130	-	144	100	52
40/210-1.5/4	65	40	100	145	151	-	193	180	180	145	124	480	180	151	-	100	63
40/220-2.2/4	65	40	100	145	151	-	217	180	180	145	124	536	180	160	-	100	72
40/260-3/4	65	40	100	174	178	-	220	200	225	160	123	570	180	168	-	110	84
40/270-3/4	65	40	100	174	178	-	220	200	225	160	123	570	180	168	-	110	84
40/270-4/4	65	40	100	174	178	-	246	200	225	160	123	613	180	188	-	110	87
50/160-1.1/4	65	50	100	127	147	144	193	160	180	152	122	457	130	-	144	120	55
50/170-1.1/4	65	50	100	127	147	144	193	160	180	152	122	457	130	-	144	120	55
50/170-1.5/4	65	50	100	127	147	144	193	160	180	152	122	484	130	-	144	120	56
50/200-2.2/4	65	50	100	153	172	-	217	180	200	159	124	536	180	160	-	110	71
50/220-2.2/4	65	50	100	153	172	-	217	180	200	159	124	536	180	160	-	110	71
50/220-3/4	65	50	100	153	172	-	220	180	200	159	124	571	180	168	-	110	79
50/250-3/4	65	50	100	174	186	-	220	200	225	179	131	578	180	168	-	110	85
50/250-4/4	65	50	100	174	186	-	246	200	225	179	131	621	180	188	-	110	88
65/150-1.1/4	80	65	100	136	162	144	193	160	200	155	130	465	130	-	144	120	61
65/160-1.5/4	80	65	100	136	162	144	193	160	200	155	130	492	130	-	144	120	62
65/170-2.2/4	80	65	100	136	162	150	217	160	200	155	130	548	130	-	150	120	72
65/210-3/4	80	65	100	156	181	-	220	200	225	170	139	585	180	168	-	120	85
65/220-4/4	80	65	100	156	181	-	246	200	225	170	139	628	180	188	-	120	88

Dimensions, weights Wilo-CronoBloc-BL

Dimensions, weights (2-pole)

Wilo-CronoBloc-BL...	Nominal diameter		Dimensions																		Weight approx.
	DN ₁	DN ₂	a	∅ a1	b ₁	b ₂	b ₄	d ₁	∅ g	h ₁	h ₂	h ₃	l	l ₁	m ₁	m ₂	n ₁	n ₂	p ₁	x	m
	-		mm																		kg
80/170-30/2	100	80	125	400	160	196	83	18	402	200	225	178	402	928	305	380	318	403	305	135	250
80/200-30/2	100	80	125	400	170	197	83	18	402	200	250	178	403	929	305	380	318	403	305	120	268
80/210-30/2	100	80	125	400	170	197	83	18	402	200	250	178	403	929	305	380	318	403	305	120	268
80/210-37/2	100	80	125	400	170	197	83	18	402	200	250	178	403	929	305	380	318	403	305	120	297
100/145-15/2	125	100	125	350	167	206	60	14	320	160	280	189	387	796	210	260	254	320	250	-	178
100/150-18,5/2	125	100	125	350	167	206	60	14	320	160	280	189	387	797	210	304	254	320	250	-	182
100/160-22/2	125	100	125	350	167	206	70	14	363	180	280	189	400	881	241	300	279	352	291	-	212
100/165-30/2	125	100	125	400	167	206	83	18	402	200	280	189	412	938	305	380	318	403	305	-	258
100/170-37/2	125	100	125	400	167	206	83	18	402	200	280	189	412	938	305	380	318	403	305	-	287

Flange dimensions (suction side)

Wilo-CronoBloc-BL...	Nominal diameter	Pump flange dimensions			
	DN ₁	∅ D ₁	∅ d ₁	∅ k ₁	n x d _{L1}
	-	mm			
32...	50	165	99	125	4 x 19
40...	65	185	118	145	4 x 19
50...	65	185	118	145	4 x 19
65...	80	200	132	160	8 x 19
80...	100	220	156	180	8 x 19
100...	125	250	184	210	8 x 19
125...	150	285	211	240	8 x 23

Pump flange dimensions - according to EN 1092-2 PN 16; n = number of drilled holes

Flange dimensions (discharge side)

Wilo-CronoBloc-BL...	Nominal diameter	Pump flange dimensions			
	DN ₂	∅ D ₂	∅ d ₂	∅ k ₂	n x d _{L2}
	-	mm			
32...	32	140	76	100	4 x 19
40...	40	150	84	110	4 x 19
50...	50	165	99	125	4 x 19
65...	65	185	118	145	4 x 19
80...	80	200	132	160	8 x 19
100...	100	220	156	180	8 x 19
125...	125	250	184	210	8 x 19

Pump flange dimensions - according to EN 1092-2 PN 16; n = number of drilled holes



EDUPUMP
WWW.EDUPUMP.IR

اولین و بزرگترین

سایت تخصصی سیستم‌های پمپاژ
با امکان محاسبه آنلاین و انتخاب پمپ

تولید بوستر پمپ آتش نشانی

در کلاس‌های S3 - S2 - S1
مورد تایید سازمان آتش نشانی تهران



اولین و بزرگترین مرجع انتخاب آنلاین سیستم‌های پمپاژ

انتخاب آنلاین انواع بوستر پمپ

انتخاب آنلاین انواع پمپ

ارائه مطالب تخصصی

اولین سایت مرجع

انتخاب آنلاین پمپ

در حوزه‌های:

ایمنی و آتش نشانی
آب و فاضلاب
صنایع غذایی
استخر
صنعت
معدن



تولید بوستر پمپ

آبرسانی دور متغیر

بدون محدودیت برند



آموزش

تهویه و تخلیه دود
سیستم‌های پمپاژ
ایمنی معماری
اطفاء حریق
اعلام حریق

مشاوره - طراحی - اجراء

تاسیسات مکانیکی (موتورخانه - استخر)
تهویه و تخلیه دود
سیستم‌های پمپاژ
ایمنی معماری
اعلام حریق
اطفاء حریق

تهران، سعدی شمالی، خیابان مرادی نور، پلاک ۳۱

تلفن: ۰۲۱-۷۷۶۸۶۹۶۶ فکس: ۰۲۱-۷۷۶۷۸۶۵۹

EDUPUMP.IR

WWW.EDUPUMP.IR